


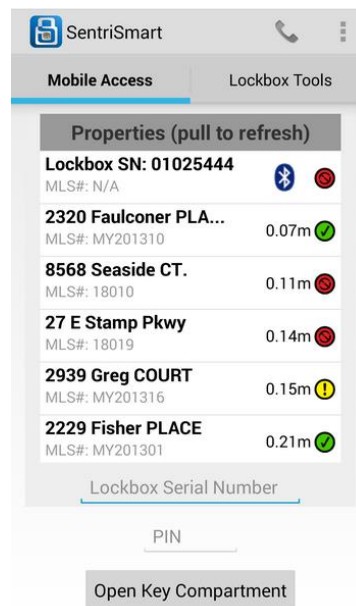


Opening the Key Compartment with SentriSmart App

Open SentriSmart App

Press ENTER on the lockbox

Select the MLS number, Address, or Lockbox Serial Number on your screen (it should be at the top of the list with the Bluetooth icon )



Enter your 4-digit PIN code on the screen

Select OPEN on iPhone or DONE on Android

When motors finish their cycle and the Lockbox beeps, the key compartment is unlocked. If the box does not open automatically, pull the front of the box open.

Remove key from the lockbox

Once the lockbox motors have cycled again to close the latches, close the lockbox key compartment

REPEAT TO RETURN KEY TO LOCKBOX.

Release Shackle with SentiSmart App

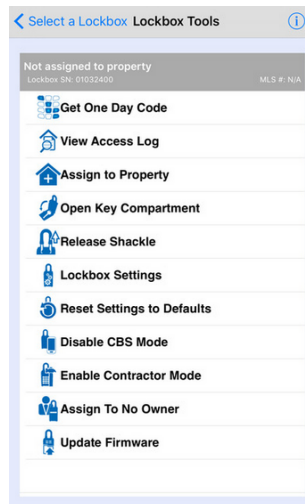
Open SentiSmart App

Go to the LOCKBOX TOOLS tab

Press ENTER on Lockbox

Select the lockbox on your screen

Select RELEASE SHACKLE (it may take moment for this option to light up as the app must establish connection with the lockbox)



Enter 4-digit PIN on the screen

When the motors cycle and the lockbox beeps, pull on shackle to remove from lockbox

Once the shackle motors have cycled again to close the latches, the shackle can be clicked back into place